

Bramley Sunnyside Infant School

Newsletter 3 Autumn Term 20th September 2019

All the following information can be found on the following:



@bramleyinfant



www.bramleysunnysideinfant.co.uk

School Matters!



Head Lice

Rotherham Clinical Commissioning Group and Standout Media have produced a Head Lice leaflet providing general information for Schools, School Nurses, GPs, Parents and Health Visitors. This leaflet outlines what Head Lice are, how to detect them, how to wet comb using Nit Combs, after care, how to reduce the risk and the different treatment methods available to purchase.

Rotherham Clinical Commissioning Group recommends that wet combing using Nit Combs is the best method to prevent, detect and treat Head Lice. Please see the Head Lice leaflet at the end of the newsletter for more details.

REMINDER: School Meals

Now children are settled into school we would now ask that your child chooses a school meal for the entire week or brings a packed lunch from home for the full week. This is needed for the school cook's food order.

Aldi's Kit For Schools

Our school is collecting the Aldi 'Team GB stickers' so if you receive any, please send them into school. We need to collect 300 stickers to guarantee our school a sports kit and a chance of winning the £20000 prize.

Lost Property

It is only a few weeks since we sorted out the lost property and unfortunately we already have a growing number of items which have lost their owners, including school jumpers, fleeces and coats. Please check that your child has all their belongings at home time and make sure that all items of clothing are clearly labelled. Thank you

Absence Notifications

When your child is absent from school, please remember to call the school office before 9.30 am on each day of the absence. In order to comply with safeguarding procedures, we will contact you if we do not receive a message asking the reason for absence.

Reading Race

WOW! We are so impressed with ALL the classes for improving their reading scores! Some classes have even doubled their scores or more! A special well done to Unit 2, Unit 4, Class 8 and Class 10 for achieving a superb average score of 5 reads a week! Keep up the fantastic home-reading and don't forget to record every read in your home-school diary so it is counted on Monday. It is wonderful to hear the children talking about what they have been reading at home with other children and adults in school.

















Average read per child:

Unit/Class	Week 1	Week 2	Week 3	Week 4	Week 5	Week 6	Week 7
Unit 1 AM	n/a	n/a					
Unit 1 30 hours	n/a	n/a					
Unit 1 PM	n/a	n/a					
Unit 2	2	5					
Unit 3	2	4					
Unit 4	2	5					
Class 5	2	4					
Class 6	2	3					
Class 7	2	3					
Class 8	3	5					
Class 10	3	5					

Number of reads per class:

Unit/Class	Week 1	Week 2	Week 3	Week 4	Week 5	Week 6	Week 7
Unit 1 AM	n/a	n/a					
Unit 1 30 hours	n/a	n/a					
Unit 1 PM	n/a	n/a					
Unit 2	51	109					
Unit 3	45	105					
Unit 4	56	128					
Class 5	73	108					
Class 6	53	102					
Class 7	61	100					
Class 8	91	144					
Class 10	89	136					



<p>The WINNERS for</p> <p>Last Week 09/09/19 to 13/09/19</p> <p>With 100%</p> <p>Were Unit 3, Unit 4, Class 6, Class 8 & Class 10</p>  <p>WELL DONE!</p>	<p>Class Attendance (last week)</p> <table> <tr> <td>Unit 2</td> <td>99.6%</td> <td></td> </tr> <tr> <td>Unit 3</td> <td>100%</td> <td></td> </tr> <tr> <td>Unit 4</td> <td>100%</td> <td></td> </tr> <tr> <td>Class 5</td> <td>99%</td> <td></td> </tr> <tr> <td>Class 6</td> <td>100%</td> <td></td> </tr> <tr> <td>Class 7</td> <td>96.7%</td> <td></td> </tr> <tr> <td>Class 8</td> <td>100%</td> <td></td> </tr> <tr> <td>Class 10</td> <td>100%</td> <td></td> </tr> <tr> <td>Whole School Overall</td> <td>99.4%</td> <td></td> </tr> <tr> <td>FS2</td> <td>99.9%</td> <td></td> </tr> <tr> <td>YR1/2</td> <td>99.1%</td> <td></td> </tr> </table>	Unit 2	99.6%		Unit 3	100%		Unit 4	100%		Class 5	99%		Class 6	100%		Class 7	96.7%		Class 8	100%		Class 10	100%		Whole School Overall	99.4%		FS2	99.9%		YR1/2	99.1%	
Unit 2	99.6%																																	
Unit 3	100%																																	
Unit 4	100%																																	
Class 5	99%																																	
Class 6	100%																																	
Class 7	96.7%																																	
Class 8	100%																																	
Class 10	100%																																	
Whole School Overall	99.4%																																	
FS2	99.9%																																	
YR1/2	99.1%																																	

Happy Home Learning Foundation Stage 1

This week we have been learning the rhyme Old McDonald had a Farm. Please encourage your child to sing the rhyme with you at home. Could you also talk to your child regarding which colour team they are in, if you are unsure the colour on their name card is their team colour.

It is lovely to see so many children with book bags and choosing a gold sticker book, please remember to bring your child's bag everyday so they can choose a book with you. We look forward to giving your child a stamp in their home/school diary for their wonderful reading at home. Remember to hand in your diary every Monday, the box will be placed on the welcome table to remind you. Thank you.

FS2 Homework

Sing your favourite nursery rhyme and in your new orange homework book draw a picture of your favourite nursery rhyme. Eg. Humpty Dumpty, Incy, Wincy Spider.

Please practise dressing and undressing at home for when we do our PE sessions.

Y1 and Y2 Homework

Spellings

Y1 common exception words; I like my we you for

Look at the word, cover it, write it and then check you have the word right.

Y2 common exception words; could would should because

Words with a 'dge' sound; bridge ledge hedge badge wedge

What **mystery spellings** could there be? i.e other words that have this 'dge' sound. How many can you think of?

Y1 Maths:

Look at objects that are whole and objects that can be split into two parts. Have fun practically splitting whole objects into two parts. Foods are an easy way to do this!

e.g. At breakfast time you could toast a whole piece of bread, then cut into 2 parts adding some nice strawberry jam too.

Y2 Maths:

Practise your number bonds for 10. Now use your knowledge of these number bonds to add 3 **single digit** numbers. Look for a pair that makes 10 and then add the third number

e.g $3 + 5 + 7$

$10 + 5 = 15$

Inset Days 2019/2020

Monday 4th November 2019
Friday 14th February 2020
Friday 19th June 2020
Monday 20th July 2020

Diary Dates

1/10 Visit to Twycross Zoo
2/10 Visit to Skipton Castle
w/c 7/10 Stay & Learn (Phonics & Reading) more details to follow
w/c 14/10 Parent Consultations – more details to follow

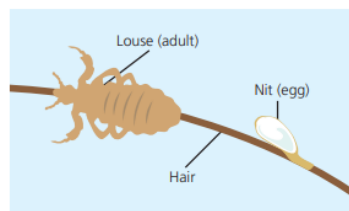
Holiday Dates:

October half term - 28th October to 1st November. (1 week)
Christmas - 23rd December to 3rd January. (2 weeks)
February half term - 17th February to 21st February. (1 week)
Easter - 6th April to 17th April. (2 weeks)
May Day - Friday 8th May.
Spring Bank - 25th May to 29th May. (1 week)
Summer - 21st July (6 weeks)

What are head lice?

Head lice are wingless insects that live on the hairs of people's heads. They are very common in children.

Lice can only live on human heads and can't fly or jump. They move by head-to-head contact and use their legs to hold tightly onto the hair.



Head lice are generally 2–3 millimetres, about the size of a sesame seed or a small grain of rice. They lay their eggs at the root of the hair, next to the skin. These eggs are known as nits and hatch after about seven days. The lice are fully grown after 14 days and will then increase in number.

Symptoms can include an itchy scalp and sensation of movement in the hair.

However, note that lice do not always cause itching so you can be unaware that you have them.

Detecting head lice

Your head might feel itchy, and you might feel as if something is moving in your hair, but not everyone will feel this, so it's important to check hair regularly. Although you might see the adult lice as they move round, it is more common to see nits (eggs) than adult lice in a child's hair. The nits are 1 millimetre in size and are white or yellow in colour and are most commonly found:

- on the scalp (the skin on your head)
- behind the ears
- at the back of the neck, just above your collar

If you can't see any lice right away, try combing wet hair with a fine tooth comb over a piece of white paper or the sink to see if any lice drop out.

Nit combs

Wet combing is the best way to check if there is a head lice infestation and to remove lice and nits – both the empty egg shells and any live eggs.

You can use any ordinary shampoo or conditioner to wet the hair. This makes combing much easier and stops the adult head lice from moving round.

Combing dry hair will not work as lice are able to move around easily in dry hair.



How to wet comb

Before you begin, use a regular brush/comb to remove any tangles.

1. Wet hair thoroughly. Apply hair conditioner to wet hair and comb through the roots to ends.
2. Part the hair into about 4 to 6 sections, depending on hair thickness and length. This may not be necessary on children with very short hair.
3. Comb through each section with the nit comb, clearing each section of lice and eggs before you move onto the next.
4. After every two or three combings, clear the comb of any lice or eggs.
5. Once finished, rinse conditioner from hair as normal.



After care

- After using the nit comb, check every week for one month to ensure the lice have gone.
- Make sure that everyone who has been in contact with someone with head lice is checked for lice, especially family members and close school friends.
- All affected members of the household should be treated at the same time.
- Combs and brushes should be washed in hot water daily.
- Children of primary school age should be checked regularly to detect head lice early and prevent spread.

Reduce the risk

Head lice are not a serious condition, but it is best to tackle them early to prevent them passing to others.

- ✗ **Do not use medicated lotions to prevent head lice as they might become resistant.**
- ✓ **Evidence has shown that wet combing is the best method to treat head lice infestation.**

Treatment methods

As a result of the NHS self-care campaign, head lice treatments are no longer prescribed on the NHS and will have to be purchased.

Speak to your pharmacist for more information.



Nit combs
Best method to treat head lice



Physical insecticide
e.g. dimeticone 4% gel – resistance is unlikely to develop



Chemical insecticides
e.g. malathion 0.5% aqueous liquid – resistance has been reported

START WELL
CHOOSE WELL
STAY WELL

NHS
Rotherham
Clinical Commissioning Group

HEAD LICE



General information for schools, school nurses, GPs, parents and health visitors